



#1 Purpose/Objective

The purpose of today's lesson, why the students need to learn it. What they will be able to "do", and how they will show learning as a result are made clear by the teacher.




#2 Anticipatory Set (Focus)

A short activity or prompt that focuses the students' attention before the actual lesson begins. Used when students enter the room or in a transition.



#3 Input

The vocabulary, skills, and concepts the teacher will impart to the students-the "stuff" the kids need to now in order to be successful placed in the sequence of the lesson.




#4 Modeling (show)

The teacher shows in graphic form or demonstrates what the finished product looks like - a picture worth a thousand words.



#5 Guided Practice (Follow me)

The teacher leads the students through the steps necessary to perform the skill using the trimodal approach-hear/see/do.



#6 Checking for Understanding

The teacher uses a variety of questioning strategies to determine "Got it yet?" and to pace the lesson-move forward?/back up?



#7 Independent Practice

The teacher releases students to practice on their own based on #3-#6



#8 Closure

A review or wrap-up of the lesson- "Tell me/Show me what you have learned today"



MADELINE HUNTER LESSON CYCLE

